

MAP 2009

Official Results



Chairman of the Organizing Committee

Robert Gustafsson





Lieutenant Colonel Robert Gustafsson



Team Results

LII MAP - SWEDEN

2009 - Uppsala (SWE)





Competitors	Shooting	Swimming	Fencing	Ball	Obstac	Orient	Total
1^o FIN 							
ROSENLUND, Ville	1000	865,0	1070	1162,0	985,0	1014,0	5231,0
HONKASALO, Mikko	700	1045,0	1070	1008,0	748,0	1140,0	5011,0
PULLI, Matti	556	952,0	895	840,0	967,0	1082,0	4736,0
OJELL, Ville	736	1144,0	790	756,0	535,0	608,0	4034,0
<i>Total (3 best):</i>							14978,0
2^o TUR 							
GÜNEY, Fatih Ergin	928	973,0	860	964,0	672,0	955,0	4680,0
KARAGÖL, Hami	964	786,0	965	940,0	1006,0	643,0	4661,0
ÖZDEMİR, Yigit	568	740,0	930	1066,0	1132,0	382,0	4436,0
CELIK, Serdar	820	991,0	650	786,0	588,0	345,0	3835,0
<i>Total (3 best):</i>							13777,0
3^o BRA 							
PORTO, Paulo	940	832,0	1105	834,0	1072,0	622,0	4783,0
KUROSWSKI, André	952	889,0	860	1042,0	804,0	942,0	4685,0
SILVA, Eduardo	952	868,0	895	992,0	554,0	584,0	4291,0
XAVIER, Bruno	688	889,0	895	621,0	580,0	817,0	3910,0
<i>Total (3 best):</i>							13759,0
4^o SPA 							
CEGA, Fernando	880	836,0	965	978,0	547,0	749,0	4408,0
CALVO, Alberto	904	868,0	720	902,0	776,0	676,0	4170,0
TORRES, Fernando	652	752,0	1035	802,0	0,0	761,0	4002,0
AMOR, Fermin	928	967,0	615	752,0	586,0	383,0	3848,0
<i>Total (3 best):</i>							12580,0



Team Results

LII MAP - SWEDEN
















2009 - Uppsala (SWE)

Competitors	Shooting	Swimming	Fencing	Ball	Obstac	Orient	Total
5^o SWE 							
ARVIDSSON, Johan	904	961,0	510	1058,0	1081,0	1036,0	5040,0
ROHLÉN, Jonas	880	907,0	755	630,0	432,0	885,0	4057,0
ERIKSSON, Jonas	844	534,0	615	796,0	485,0	624,0	3413,0
BRINK, Andreas	664	796,0	790	623,0	0,0	481,0	3354,0
<i>Total (3 best):</i>							12510,0
6^o NOR 							
LORENTZEN, Magnus	844	1072,0	615	430,0	830,0	967,0	4328,0
SEVIK, Björn	928	919,0	615	720,0	730,0	824,0	4121,0
SANDBERG, Frank	760	830,0	475	556,0	820,0	912,0	3878,0
RÖSOK, Sveinung	976	871,0	580	668,0	636,0	517,0	3731,0
<i>Total (3 best):</i>							12327,0
7^o CZE 							
SAJBAN, Miroslav	916	658,0	1000	782,0	0,0	744,0	4100,0
KOPAC, Kamil	952	754,0	580	804,0	558,0	833,0	3923,0
HLAVAC, Jakub	748	853,0	825	754,0	530,0	406,0	3710,0
HEIDINGSFELD, Marek	604	880,0	965	653,0	0,0	0,0	3102,0
<i>Total (3 best):</i>							11733,0
8^o ROM 							
TIUTIU, Catalin-Nicolae	652	180,0	545	653,0	1066,0	1057,0	3973,0
BADICEL, Daniel	628	434,0	615	546,0	1072,0	737,0	3598,0
JIPA, Dragos-Alexandru	1000	190,0	335	672,0	778,0	788,0	3573,0
PUPAZA, Ion	832	0,0	370	519,0	720,0	936,0	3377,0
<i>Total (3 best):</i>							11144,0



Individual Results










LII MAP - SWEDEN 2009 - Uppsala (SWE)

Class.	Competitor	Country	Shooting	Swimming	Fencing	Ball	Obstac	Orient	Total
1	ROSENLUND, Ville	FIN 	1 000	865,0	1 070	1 162,0	985,0	1 014,0	5231,0
2	ARVIDSSON, Johan	SWE 	904	961,0	510	1 058,0	1 081,0	1 036,0	5040,0
3	HONKASALO, Mikko	FIN 	700	1 045,0	1 070	1 008,0	748,0	1 140,0	5011,0
4	PORTO, Paulo	BRA 	940	832,0	1 105	834,0	1 072,0	622,0	4783,0
5	PULLI, Matti	FIN 	556	952,0	895	840,0	967,0	1 082,0	4736,0
6	KUROSZKI, André	BRA 	952	889,0	860	1 042,0	804,0	942,0	4685,0
7	GÜNEY, Fatih Ergin	TUR 	928	973,0	860	964,0	672,0	955,0	4680,0
8	KARAGÖL, Hami	TUR 	964	786,0	965	940,0	1 006,0	643,0	4661,0
9	ÖZDEMİR, Yigit	TUR 	568	740,0	930	1 066,0	1 132,0	382,0	4436,0
10	CECA, Fernando	SPA 	880	836,0	965	978,0	547,0	749,0	4408,0
11	LORENTZEN, Magnus	NOR 	844	1 072,0	615	430,0	830,0	967,0	4328,0
12	SILVA, Eduardo	BRA 	952	868,0	895	992,0	554,0	584,0	4291,0
13	CALVO, Alberto	SPA 	904	868,0	720	902,0	776,0	676,0	4170,0
14	SEVIK, Björn	NOR 	928	919,0	615	720,0	730,0	824,0	4121,0
15	SAJBAN, Miroslav	CZE 	916	658,0	1 000	782,0	0,0	744,0	4100,0
16	ROHLÉN, Jonas	SWE 	880	907,0	755	630,0	432,0	885,0	4057,0
17	OJELL, Ville	FIN 	736	1 144,0	790	756,0	535,0	608,0	4034,0
18	TORRES, Fernando	SPA 	652	752,0	1 035	802,0	0,0	761,0	4002,0
19	TIUTIU, Catalin-Nicolae	ROM 	652	180,0	545	653,0	1 066,0	1 057,0	3973,0
20	KOPAC, Kamil	CZE 	952	754,0	580	804,0	558,0	833,0	3923,0
21	XAVIER, Bruno	BRA 	688	889,0	895	621,0	580,0	817,0	3910,0
22	SANDBERG, Frank	NOR 	760	830,0	475	556,0	820,0	912,0	3878,0
23	AMOR, Fermin	SPA 	928	967,0	615	752,0	586,0	383,0	3848,0



Individual Results

LII MAP - SWEDEN 2009 - Uppsala (SWE)

Class.	Competitor	Country	Shooting	Swimming	Fencing	Ball	Obstac	Orient	Total
24	CELIK, Serdar	TUR 	820	991,0	650	786,0	588,0	345,0	3835,0
25	RÖSOK, Sveinung	NOR 	976	871,0	580	668,0	636,0	517,0	3731,0
26	HLAVAC, Jakub	CZE 	748	853,0	825	754,0	530,0	406,0	3710,0
27	BADICEL, Daniel	ROM 	628	434,0	615	546,0	1 072,0	737,0	3598,0
28	JIPA, Dragos-Alexandru	ROM 	1 000	190,0	335	672,0	778,0	788,0	3573,0
29	ERIKSSON, Jonas	SWE 	844	534,0	615	796,0	485,0	624,0	3413,0
30	PUPAZA, Ion	ROM 	832	0,0	370	519,0	720,0	936,0	3377,0
31	BRINK, Andreas	SWE 	664	796,0	790	623,0	0,0	481,0	3354,0
32	HEIDINGSFELD, Marek	CZE 	604	880,0	965	653,0	0,0	0,0	3102,0

Individual - Rally

LII PAIM - SWEDEN 2009 - Uppsala (SWE)

COMPETITORS		TIME		FAULTS					POINTS
		Prev time	Real time	Distance	Sector	Heading	Angle	Altitude	Total
 FIN Total Points: 3540	<i>Dep:</i>	13:03:00.0	13:02:59.8						1000
	<i>Checkpoint (1)</i>	13:15:00.0	13:14:58.6	40	<input type="checkbox"/>	<input type="checkbox"/>	<input type="checkbox"/>	<input type="checkbox"/>	1000
	<i>Checkpoint (2)</i>	13:27:30.0	13:27:34.0	0	<input type="checkbox"/>	<input type="checkbox"/>	<input type="checkbox"/>	<input type="checkbox"/>	1000
	<i>Checkpoint (3)</i>	13:40:00.0	13:40:05.1	<input type="checkbox"/>	<input type="checkbox"/>	<input type="checkbox"/>	<input type="checkbox"/>	<input type="checkbox"/>	540
 SPA Total Points: 3232	<i>Dep:</i>	12:13:00.0	12:13:01.3						1000
	<i>Checkpoint (1)</i>	12:24:48.0	12:24:50.1	100	<input type="checkbox"/>	<input type="checkbox"/>	<input type="checkbox"/>	<input type="checkbox"/>	750
	<i>Checkpoint (2)</i>	12:38:03.0	12:38:01.7	0	<input type="checkbox"/>	<input type="checkbox"/>	<input type="checkbox"/>	<input type="checkbox"/>	1000
	<i>Checkpoint (3)</i>	12:50:00.0	12:50:06.4	<input type="checkbox"/>	<input type="checkbox"/>	<input type="checkbox"/>	<input type="checkbox"/>	<input type="checkbox"/>	482
 SWE Total Points: 2750	<i>Dep:</i>	12:33:00.0	12:33:02.7						1000
	<i>Checkpoint (1)</i>	12:44:55.0	12:44:55.9	40	<input type="checkbox"/>	<input type="checkbox"/>	<input type="checkbox"/>	<input type="checkbox"/>	1000
	<i>Checkpoint (2)</i>	12:58:04.0	12:58:09.3	0	<input type="checkbox"/>	<input type="checkbox"/>	<input type="checkbox"/>	<input type="checkbox"/>	750
	<i>Checkpoint (3)</i>	13:10:00.0	13:11:33.6	<input type="checkbox"/>	<input type="checkbox"/>	<input type="checkbox"/>	<input type="checkbox"/>	<input type="checkbox"/>	0
 BRA Total Points: 2487	<i>Dep:</i>	12:43:00.0	12:43:01.3						1000
	<i>Checkpoint (1)</i>	12:55:00.0	12:54:57.0	600	<input checked="" type="checkbox"/>	<input type="checkbox"/>	<input type="checkbox"/>	<input type="checkbox"/>	0
	<i>Checkpoint (2)</i>	13:07:20.0	13:07:17.0	0	<input type="checkbox"/>	<input type="checkbox"/>	<input type="checkbox"/>	<input type="checkbox"/>	1000
	<i>Checkpoint (3)</i>	13:20:00.0	13:20:05.9	<input type="checkbox"/>	<input type="checkbox"/>	<input type="checkbox"/>	<input type="checkbox"/>	<input type="checkbox"/>	487
 CZE Total Points: 1500	<i>Dep:</i>	12:03:00.0	12:03:01.0						1000
	<i>Checkpoint (1)</i>	12:16:00.0	12:16:00.0	600	<input checked="" type="checkbox"/>	<input type="checkbox"/>	<input type="checkbox"/>	<input type="checkbox"/>	0
	<i>Checkpoint (2)</i>	12:30:00.0	12:30:35.4	0	<input type="checkbox"/>	<input type="checkbox"/>	<input type="checkbox"/>	<input type="checkbox"/>	500
	<i>Checkpoint (3)</i>	12:40:00.0	12:43:16.2	<input type="checkbox"/>	<input type="checkbox"/>	<input type="checkbox"/>	<input type="checkbox"/>	<input type="checkbox"/>	0
 TUR Total Points: 1415	<i>Dep:</i>	12:53:00.0	12:53:01.2						1000
	<i>Checkpoint (1)</i>	13:02:00.0	14:00:00.0	600	<input checked="" type="checkbox"/>	<input checked="" type="checkbox"/>	<input checked="" type="checkbox"/>	<input type="checkbox"/>	0
	<i>Checkpoint (2)</i>	13:14:34.0	14:14:34.0	600	<input checked="" type="checkbox"/>	<input type="checkbox"/>	<input type="checkbox"/>	<input type="checkbox"/>	0
	<i>Checkpoint (3)</i>	13:30:00.0	13:29:46.9	<input type="checkbox"/>	<input type="checkbox"/>	<input type="checkbox"/>	<input type="checkbox"/>	<input type="checkbox"/>	415
 NOR Total Points: 875	<i>Dep:</i>	12:23:00.0	12:20:54.9						0
	<i>Checkpoint (1)</i>	12:32:26.0	12:32:39.0	100	<input type="checkbox"/>	<input type="checkbox"/>	<input type="checkbox"/>	<input type="checkbox"/>	375
	<i>Checkpoint (2)</i>	12:47:21.0	12:46:51.8	0	<input type="checkbox"/>	<input type="checkbox"/>	<input type="checkbox"/>	<input type="checkbox"/>	500
	<i>Checkpoint (3)</i>	13:00:00.0	13:00:12.4	<input type="checkbox"/>	<input checked="" type="checkbox"/>	<input type="checkbox"/>	<input type="checkbox"/>	<input type="checkbox"/>	0

Individual Results - Shooting

2009 - Uppsala (SWE)

Ord.	Competitor			Serie1	Serie2	Serie3	Serie4	Total	Points
1	ROSENLUND, Ville		FIN	43	39	48	42	172	1000
2	JIPA, Dragos-Alexan		ROM	44	43	40	45	172	1000
3	RÖSOK, Sveinung		NOR	43	46	38	43	170	976
4	KARAGÖL, Hami		TUR	37	45	45	42	169	964
5	KOPAC, Kamil		CZE	44	41	42	41	168	952
6	SILVA, Eduardo		BRA	44	44	45	35	168	952
7	KUROSWSKI, André		BRA	45	45	39	39	168	952
8	PORTO, Paulo		BRA	43	45	37	42	167	940
9	AMOR, Fermin		SPA	42	41	42	41	166	928
10	SEVIK, Björn		NOR	38	45	39	44	166	928
11	GÜNEY, Fatih Ergin		TUR	43	45	39	39	166	928
12	SAJBAN, Miroslav		CZE	42	42	41	40	165	916
13	ARVIDSSON, Johan		SWE	39	43	42	40	164	904
14	CALVO, Alberto		SPA	42	42	36	44	164	904
15	CECA, Fernando		SPA	42	42	39	39	162	880
16	ROHLÉN, Jonas		SWE	46	39	44	33	162	880
17	LORENTZEN, Magnu		NOR	34	44	44	37	159	844
18	ERIKSSON, Jonas		SWE	35	45	38	41	159	844
19	PUPAZA, Ion		ROM	38	37	43	40	158	832
20	CELIK, Serdar		TUR	39	35	43	40	157	820
21	SANDBERG, Frank		NOR	34	41	43	34	152	760
22	HLAVAC, Jakub		CZE	36	40	36	39	151	748
23	OJELL, Ville		FIN	35	39	32	44	150	736
24	HONKASALO, Mikko		FIN	34	38	32	43	147	700
25	XAVIER, Bruno		BRA	33	35	40	38	146	688
26	BRINK, Andreas		SWE	31	37	37	39	144	664
27	TIUTIU, Catalin-Nicol		ROM	30	34	41	38	143	652
28	TORRES, Fernando		SPA	34	39	34	36	143	652
29	BADICEL, Daniel		ROM	28	31	42	40	141	628
30	HEIDINGSFELD, Marek		CZE	33	39	37	30	139	604

Individual Results - Shooting

2009 - Uppsala (SWE)

<i>Ord.</i>	<i>Competitor</i>		<i>Serie1</i>	<i>Serie2</i>	<i>Serie3</i>	<i>Serie4</i>	<i>Total</i>	<i>Points</i>
31	ÖZDEMİR, Yigit	 TUR	30	39	39	28	136	568
32	PULLI, Matti	 FIN	23	36	41	35	135	556

Individual Results - Swimming

2009 - Uppsala (SWE)

Ideal Time: 68 Sec

Ord	Competitors	Country	Time	Total
1	OJELL, Ville	 FIN	1 Min 02,2 Seg	1144,0
2	LORENTZEN, Magnus	 NOR	1 Min 04,6 Seg	1072,0
3	HONKASALO, Mikko	 FIN	1 Min 05,5 Seg	1045,0
4	CELIK, Serdar	 TUR	1 Min 07,3 Seg	991,0
5	GÜNEY, Fatih Ergin	 TUR	1 Min 07,9 Seg	973,0
6	AMOR, Fermin	 SPA	1 Min 08,1 Seg	967,0
7	ARVIDSSON, Johan	 SWE	1 Min 08,3 Seg	961,0
8	PULLI, Matti	 FIN	1 Min 08,6 Seg	952,0
9	SEVIK, Björn	 NOR	1 Min 09,7 Seg	919,0
10	ROHLÉN, Jonas	 SWE	1 Min 10,1 Seg	907,0
11	XAVIER, Bruno	 BRA	1 Min 10,7 Seg	889,0
12	KUROSOWSKI, André	 BRA	1 Min 10,7 Seg	889,0
13	HEIDINGSFELD, Marek	 CZE	1 Min 11,0 Seg	880,0
14	RÖSOK, Sveinung	 NOR	1 Min 11,3 Seg	871,0
15	CALVO, Alberto	 SPA	1 Min 11,4 Seg	868,0
16	SILVA, Eduardo	 BRA	1 Min 11,4 Seg	868,0
17	ROSENLUND, Ville	 FIN	1 Min 11,5 Seg	865,0
18	HLAVAC, Jakub	 CZE	1 Min 11,9 Seg	853,0
19	CECA, Fernando	 SPA	1 Min 12,7 Seg	836,0
20	PORTO, Paulo	 BRA	1 Min 12,9 Seg	832,0
21	SANDBERG, Frank	 NOR	1 Min 13,0 Seg	830,0
22	BRINK, Andreas	 SWE	1 Min 14,7 Seg	796,0
23	KARAGÖL, Hami	 TUR	1 Min 15,2 Seg	786,0
24	KOPAC, Kamil	 CZE	1 Min 16,8 Seg	754,0
25	TORRES, Fernando	 SPA	1 Min 16,9 Seg	752,0
26	ÖZDEMİR, Yigit	 TUR	1 Min 17,5 Seg	740,0
27	SAJBAN, Miroslav	 CZE	1 Min 21,6 Seg	658,0
28	ERIKSSON, Jonas	 SWE	1 Min 27,8 Seg	534,0
29	BADICEL, Daniel	 ROM	1 Min 32,8 Seg	434,0
30	JIPA, Dragos-Alexandru	 ROM	1 Min 45,0 Seg	190,0
31	TIUTIU, Catalin-Nicolae	 ROM	1 Min 45,5 Seg	180,0
32	PUPAZA, Ion	 ROM	Min ,0 Seg	0,0



































Individual Results - Fencing

LII MAP - SWEDEN

2009 - Uppsala (SWE)

N° matches: 31



Ord.	Competitors	Country	Vit	%	Ind	Total
1	PORTO, Paulo	 BRA	25	81%	42	1105
2	ROSENLUND, Ville	 FIN	24	77%	43	1070
3	HONKASALO, Mikko	 FIN	24	77%	31	1070
4	TORRES, Fernando	 SPA	23	74%	28	1035
5	SAJBAN, Miroslav	 CZE	22	71%	18	1000
6	KARAGÖL, Hami	 TUR	21	68%	28	965
7	CECA, Fernando	 SPA	21	68%	21	965
8	HEIDINGSFELD, Marek	 CZE	21	68%	20	965
9	ÖZDEMİR, Yigit	 TUR	20	65%	11	930
10	SILVA, Eduardo	 BRA	19	61%	19	895
11	XAVIER, Bruno	 BRA	19	61%	15	895
12	PULLI, Matti	 FIN	19	61%	13	895
13	GÜNEY, Fatih Ergin	 TUR	18	58%	16	860
14	KUROSWISKI, André	 BRA	18	58%	13	860
15	HLAVAC, Jakub	 CZE	17	55%	13	825
16	OJELL, Ville	 FIN	16	52%	3	790
17	BRINK, Andreas	 SWE	16	52%	2	790
18	ROHLÉN, Jonas	 SWE	15	48%	-2	755
19	CALVO, Alberto	 SPA	14	45%	14	720
20	CELIK, Serdar	 TUR	12	39%	-15	650
21	SEVIK, Björn	 NOR	11	35%	-12	615
22	ERIKSSON, Jonas	 SWE	11	35%	-17	615
23	LORENTZEN, Magnus	 NOR	11	35%	-19	615
24	AMOR, Fermin	 SPA	11	35%	-23	615
25	BADICEL, Daniel	 ROM	11	35%	-41	615
26	RÖSOK, Sveinung	 NOR	10	32%	-17	580
27	KOPAC, Kamil	 CZE	10	32%	-21	580
28	TIUTIU, Catalin-Nicolae	 ROM	9	29%	-28	545
29	ARVIDSSON, Johan	 SWE	8	26%	-28	510
30	SANDBERG, Frank	 NOR	7	23%	-30	475
31	PUPAZA, Ion	 ROM	4	13%	-47	370
32	JIPA, Dragos-Alexandru	 ROM	3	10%	-50	335



Individual Results - Ball Contest

2009 - Uppsala (SWE)

Ord.	Competitors	Country	Dexter	Speed	Co-ord	Ability (Sec)	Relax (Balls)	Total Points
1	ROSENLUND, Ville	 FIN	0	0	0	52,9	20	1162,0
2	ÖZDEMIR, Yigit	 TUR	0	0	0	51,7	16	1066,0
3	ARVIDSSON, Johan	 SWE	0	0	0	50,6	15	1058,0
4	KUROSWSKI, André	 BRA	0	0	0	55,9	18	1042,0
5	HONKASALO, Mikko	 FIN	0	0	0	51,6	14	1008,0
6	SILVA, Euardo	 BRA	0	0	0	52,4	14	992,0
7	CECA, Fernando	 SPA	0	0	0	56,1	16	978,0
8	GÜNEY, Fatih Ergin	 TUR	0	0	0	53,8	14	964,0
9	KARAGÖL, Hami	 TUR	0	0	0	53,5	13	940,0
10	CALVO, Alberto	 SPA	0	0	0	53,9	12	902,0
11	PULLI, Matti	 FIN	0	0	0	58,5	13	840,0
12	PORTO, Paulo	 BRA	0	0	0	60,6	14	834,0
13	KOPAC, Kamil	 CZE	0	0	0	57,3	11	804,0
14	TORRES, Fernando	 SPA	0	0	0	54,4	9	802,0
15	ERIKSSON, Jonas	 SWE	0	0	0	54,7	9	796,0
16	CELIK, Serdar	 TUR	0	0	0	52,2	7	786,0
17	SAJBAN, Miroslav	 CZE	0	0	0	53,9	8	782,0
18	OJELL, Ville	 FIN	0	0	0	59,7	11	756,0
19	HLAVAC, Jakub	 CZE	0	0	0	55,3	8	754,0
20	AMOR, Fermin	 SPA	0	0	0	58,4	10	752,0
21	SEVIK, Björn	 NOR	0	0	0	57	8	720,0
22	JIPA, Dragos-Alexand	 ROM	0	0	0	67,8	11	672,0
23	RÖSOK, Sveinung	 NOR	0	0	0	59,6	8	668,0
25	TIUTIU, Catalin-Nicola	 ROM	0	0	0	60,7	8	653,0
24	HEIDINGSFELD, Mare	 CZE	0	0	0	63,7	9	653,0
26	ROHLÉN, Jonas	 SWE	0	0	0	63	8	630,0
27	BRINK, Andreas	 SWE	0	0	0	69,7	10	623,0
28	XAVIER, Bruno	 BRA	0	0	0	63,9	8	621,0
29	SANDBERG, Frank	 NOR	0	0	0	59,2	4	556,0
30	BADICEL, Daniel	 ROM	0	0	0	59,7	4	546,0

Ord. Competitors	Country	Dexter	Speed	Co-ord	Ability (Sec)	Relax (Balls)	Total Points
31 PUPAZA, Ion	 ROM	0	0	0	65,1	5	519,0
32 LORENTZEN, Magnus	 NOR	0	0	0	62	1	430,0



Individual Results - Obstacle Run

2009 - Uppsala (SWE)

Ideal Obst.: 0 seg

Ord.	Competitors	Country	Obstac. Run	Points
1	ÖZDEMİR, Yigit	 TUR	1 min 35,6 seg	1132,00
2	ARVIDSSON, Johan	 SWE	1 min 37,3 seg	1081,00
3	BADICEL, Daniel	 ROM	1 min 37,6 seg	1072,00
4	PORTO, Paulo	 BRA	1 min 37,6 seg	1072,00
5	TIUTIU, Catalin-Nicolae	 ROM	1 min 37,8 seg	1066,00
6	KARAGÖL, Hami	 TUR	1 min 39,8 seg	1006,00
7	ROSENLUND, Ville	 FIN	1 min 40,5 seg	985,00
8	PULLI, Matti	 FIN	1 min 41,1 seg	967,00
9	LORENTZEN, Magnus	 NOR	1 min 46,0 seg	830,00
10	SANDBERG, Frank	 NOR	1 min 46,5 seg	820,00
11	KUROSOWSKI, André	 BRA	1 min 47,3 seg	804,00
12	JIPA, Dragos-Alexandru	 ROM	1 min 48,6 seg	778,00
13	CALVO, Alberto	 SPA	1 min 48,7 seg	776,00
14	HONKASALO, Mikko	 FIN	1 min 50,1 seg	748,00
15	SEVIK, Björn	 NOR	1 min 51,0 seg	730,00
16	PUPAZA, Ion	 ROM	1 min 51,5 seg	720,00
17	GÜNEY, Fatih Ergin	 TUR	1 min 53,9 seg	672,00
18	RÖSOK, Sveinung	 NOR	1 min 55,7 seg	636,00
19	CELIK, Serdar	 TUR	1 min 58,1 seg	588,00
20	AMOR, Fermin	 SPA	1 min 58,2 seg	586,00
21	XAVIER, Bruno	 BRA	1 min 58,5 seg	580,00
22	KOPAC, Kamil	 CZE	1 min 59,6 seg	558,00
23	SILVA, Eduardo	 BRA	1 min 59,8 seg	554,00
24	CECA, Fernando	 SPA	2 min 00,3 seg	547,00
25	OJELL, Ville	 FIN	2 min 01,5 seg	535,00
26	HLAVAC, Jakub	 CZE	2 min 02,0 seg	530,00
27	ERIKSSON, Jonas	 SWE	2 min 06,5 seg	485,00
28	ROHLÉN, Jonas	 SWE	2 min 11,8 seg	432,00
29	SAJBAN, Miroslav	 CZE	3 min 21,2 seg	0,00
30	HEIDINGSFELD, Marek	 CZE	3 min 17,3 seg	0,00
31	BRINK, Andreas	 SWE	3 min 14,0 seg	0,00
32	TORRES, Fernando	 SPA	3 min 13,2 seg	0,00



Individual Results - Orienteering

2009 - Uppsala (SWE)

Ideal Orient.:

Ord.	Competitors	Country	Orienteering	Points
1	HONKASALO, Mikko	 FIN	41 Min 20 Seg	1140,00
2	PULLI, Matti	 FIN	43 Min 15 Seg	1082,00
3	TIUTIU, Catalin-Nicolae	 ROM	44 Min 06 Seg	1057,00
4	ARVIDSSON, Johan	 SWE	44 Min 47 Seg	1036,00
5	ROSENLUND, Ville	 FIN	45 Min 31 Seg	1014,00
6	LORENTZEN, Magnus	 NOR	47 Min 06 Seg	967,00
7	GÜNEY, Fatih Ergin	 TUR	47 Min 30 Seg	955,00
8	KUROSOWSKI, André	 BRA	47 Min 55 Seg	942,00
9	PUPAZA, Ion	 ROM	48 Min 07 Seg	936,00
10	SANDBERG, Frank	 NOR	48 Min 55 Seg	912,00
11	ROHLÉN, Jonas	 SWE	49 Min 49 Seg	885,00
12	KOPAC, Kamil	 CZE	51 Min 50 Seg	833,00
13	SEVIK, Björn	 NOR	52 Min 16 Seg	824,00
14	XAVIER, Bruno	 BRA	52 Min 37 Seg	817,00
15	JIPA, Dragos-Alexandru	 ROM	54 Min 06 Seg	788,00
16	TORRES, Fernando	 SPA	55 Min 27 Seg	761,00
17	CECA, Fernando	 SPA	56 Min 03 Seg	749,00
18	SAJBAN, Miroslav	 CZE	56 Min 16 Seg	744,00
19	BADICEL, Daniel	 ROM	56 Min 39 Seg	737,00
20	CALVO, Alberto	 SPA	59 Min 40 Seg	676,00
21	KARAGÖL, Hami	 TUR	61 Min 19 Seg	643,00
22	ERIKSSON, Jonas	 SWE	62 Min 17 Seg	624,00
23	PORTO, Paulo	 BRA	62 Min 22 Seg	622,00
24	OJELL, Ville	 FIN	63 Min 05 Seg	608,00
25	SILVA, Eduardo	 BRA	64 Min 18 Seg	584,00
26	RÖSOK, Sveinung	 NOR	69 Min 13 Seg	517,00
27	BRINK, Andreas	 SWE	72 Min 50 Seg	481,00
28	HLAVAC, Jakub	 CZE	80 Min 20 Seg	406,00
29	AMOR, Fermin	 SPA	82 Min 41 Seg	383,00
30	ÖZDEMİR, Yigit	 TUR	82 Min 48 Seg	382,00
31	CELIK, Serdar	 TUR	86 Min 26 Seg	345,00
32	HEIDINGSFELD, Marek	 CZE	Min 0 Seg	0,00












Individual Results

LII MAP - SWEDEN 2009 - Uppsala (SWE) Res

Class.	Competitor	Country	Shooting	Swimming	Fencing	Ball	Obstac	Orient	Total
1	VIHERSALO, Markku	FIN 	1 012	1 141,0	842	690,0	1 045,0	1 332,0	5372,0
2	CAMOGLU, Caner	TUR 	808	444,0	763	1 036,0	1 318,0	1 231,0	5156,0
3	MELO, Fabio	BRA 	820	650,0	1 237	830,0	970,0	925,0	4782,0
4	GÖKMEN, Erol	TUR 	868	740,0	763	980,0	698,0	382,0	4049,0
5	GUERRERO, Pablo	SPA 	700	680,0	842	660,0	982,0	836,0	4040,0
6	CAKIR, Murat	TUR 	916	102,0	1 000	1 060,0	808,0	110,0	3894,0
7	MIREJOVSKY, Michal	CZE 	820	544,0	447	920,0	704,0	776,0	3764,0
8	BATUR, Esmâ	TUR 	952	0,0	0	420,0	395,0	79,0	1846,0
9	JACOBSEN, Elise	NOR 	820	344,0	0	0,0	0,0	0,0	1164,0

Individual Results - Shooting

2009 - Uppsala (SWE) Res

Ord.	Competitor			Serie1	Serie2	Serie3	Serie4	Total	Points
1	VIHERSALO, Markku		FIN	41	47	44	41	173	1012
2	BATUR, Esmâ		TUR	43	38	42	45	168	952
3	CAKIR, Murat		TUR	37	44	39	45	165	916
4	GÖKMEN, Erol		TUR	39	42	38	42	161	868
5	MIREJOVSKY, Michal		CZE	40	40	36	41	157	820
6	JACOBSEN, Elise		NOR	40	42	35	40	157	820
7	MELO, Fabio		BRA	40	43	37	37	157	820
8	CAMOGLU, Caner		TUR	39	39	34	44	156	808
9	GUERRERO, Pablo		SPA	38	36	36	37	147	700

Individual Results - Swimming

2009 - Uppsala (SWE) Res

Ideal Time: 78 Sec

<i>Ord</i>	<i>Competitors</i>	<i>Country</i>	<i>Time</i>	<i>Total</i>
1	VIHERSALO, Markku	 FIN	1 Min 02,3 Seg	1141,0
2	GÖKMEN, Erol	 TUR	1 Min 17,5 Seg	740,0
3	GUERRERO, Pablo	 SPA	1 Min 20,5 Seg	680,0
4	MELO, Fabio	 BRA	1 Min 22,0 Seg	650,0
5	MIREJOVSKY, Michal	 CZE	1 Min 27,3 Seg	544,0
6	CAMOGLU, Caner	 TUR	1 Min 32,3 Seg	444,0
7	JACOBSEN, Elise	 NOR	1 Min 37,3 Seg	344,0
8	CAKIR, Murat	 TUR	1 Min 49,4 Seg	102,0
9	BATUR, Esma	 TUR	Min ,0 Seg	0,0



Individual Results - Fencing

LII MAP - SWEDEN

2009 - Uppsala (SWE) Res

N° matches: 14

<i>Ord.</i>	<i>Competitors</i>	<i>Country</i>	<i>Vit</i>	<i>%</i>	<i>Ind</i>	<i>Total</i>
1	MELO, Fabio	 BRA	13	93%	21	1237
2	CAKIR, Murat	 TUR	10	71%	19	1000
3	GUERRERO, Pablo	 SPA	8	57%	10	842
4	VIHERSALO, Markku	 FIN	8	57%	4	842
5	GÖKMEN, Erol	 TUR	7	50%	0	763
6	CAMOGLU, Caner	 TUR	7	50%	-5	763
7	MIREJOVSKY, Michal	 CZE	3	21%	-13	447
8	JACOBSEN, Elise	 NOR	0	0%	0	0
9	BATUR, Esma	 TUR	0	0%	-36	0



Individual Results - Ball Contest

2009 - Uppsala (SWE) Res



Ord.	Competitors	Country	Dexter	Speed	Co-ord	Ability (Sec)	Relax (Balls)	Total Points
1	CAKIR, Murat	 TUR	0	0	0	50,5	15	1060,0
2	CAMOGLU, Caner	 TUR	0	0	0	50,2	14	1036,0
3	GÖKMEN, Erol	 TUR	0	0	0	51,5	13	980,0
4	MIREJOVSKY, Michal	 CZE	0	0	0	56	14	920,0
5	MELO, Fabio	 BRA	0	0	0	53	9	830,0
6	VIHERSALO, Markku	 FIN	0	0	0	66	11	690,0
7	GUERRERO, Pablo	 SPA	0	0	0	60	8	660,0
8	BATUR, Esmá	 TUR	0	0	0	72	4	420,0
9	JACOBSEN, Elise	 NOR	0	0	0	0	0	0,0



Individual Results - Obstacle Run

2009 - Uppsala (SWE) Res

Ideal Obst.: 0 seg










Ord.	Competitors	Country	Obstac. Run	Points
1	CAMOGLU, Caner	 TUR	1 min 39,4 seg	1318,00
2	VIHERSALO, Markku	 FIN	1 min 48,5 seg	1045,00
3	GUERRERO, Pablo	 SPA	1 min 50,6 seg	982,00
4	MELO, Fabio	 BRA	1 min 51,0 seg	970,00
5	CAKIR, Murat	 TUR	1 min 57,1 seg	808,00
6	MIREJOVSKY, Michal	 CZE	2 min 02,3 seg	704,00
7	GÖKMEN, Erol	 TUR	2 min 02,6 seg	698,00
8	BATUR, Esma	 TUR	2 min 25,5 seg	395,00
9	JACOBSEN, Elise	 NOR	min ,0 seg	0,00



Individual Results - Orienteering

2009 - Uppsala (SWE) Res

Ideal Orient.:

Ord.	Competitors	Country	Orienteering	Points
1	VIHERSALO, Markku	 FIN	47 Min 56 Seg	1332,00
2	CAMOGLU, Caner	 TUR	51 Min 17 Seg	1231,00
3	MELO, Fabio	 BRA	61 Min 29 Seg	925,00
4	GUERRERO, Pablo	 SPA	64 Min 39 Seg	836,00
5	MIREJOVSKY, Michal	 CZE	67 Min 41 Seg	776,00
6	GÖKMEN, Erol	 TUR	95 Min 43 Seg	382,00
7	CAKIR, Murat	 TUR	122 Min 59 Seg	110,00
8	BATUR, Esma	 TUR	126 Min 02 Seg	79,00
9	JACOBSEN, Elise	 NOR	Min 0 Seg	0,00

DEAR SIR!

In this package you will find envelopes for all persons that are mandatory receivers of the final report.

There is one exception and that is the Chief of the Sport Commission for Military Aeronautical Pentathlon, Lt Col Timo Antila – I will send one copy directly to him together with som other items of a more personal kind.

In this package you will also find one CDrom and one DVD
The CDrom contains all official documentation including two films that are of less quality than the film you will find on the DVD
The DVD is the official film of the 52nd MAP championship with copyright of the Swedish Armed Forces but with a right of the beholder to use the film in matters within the CISM Spirit.

Personal copies the above stated persons will be forwarded as soon as multiplication has been made.

I would very much appreciate addresses to CISM delegations in:
Brazil, Finland, Norway, Romania, Turkey, Spain, Czech Republic in order to provide the CD/DVD to these participating countries

Sincerely



Lt Colonel R Gustafsson

SG	745 CISM	
131.01.09		
GENERAL AFFAIRS	COMMUNICATION	
	BRANCHES	

